

CCTV at the 6th Instructions

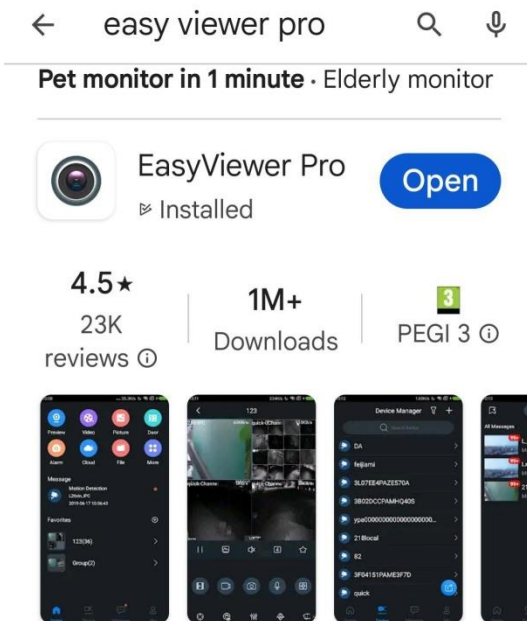


The camera at the 6th fairway is now operation & can be viewed using a smart phone.

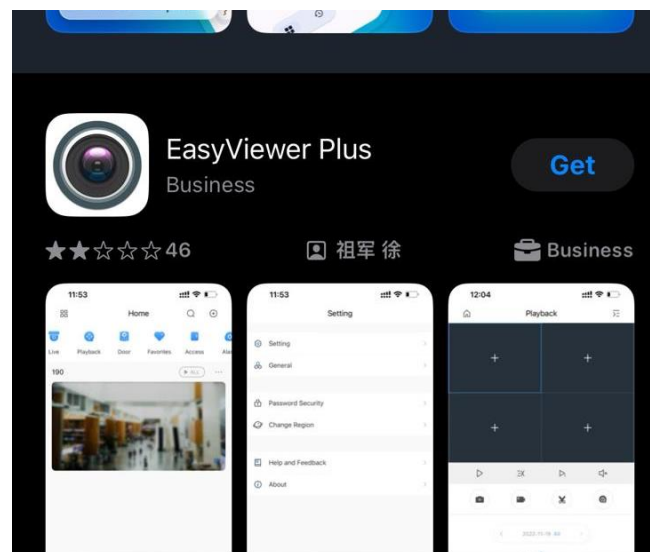
You will have to install an app to view the camera.

This process will only have to be done once so follow the steps below carefully:

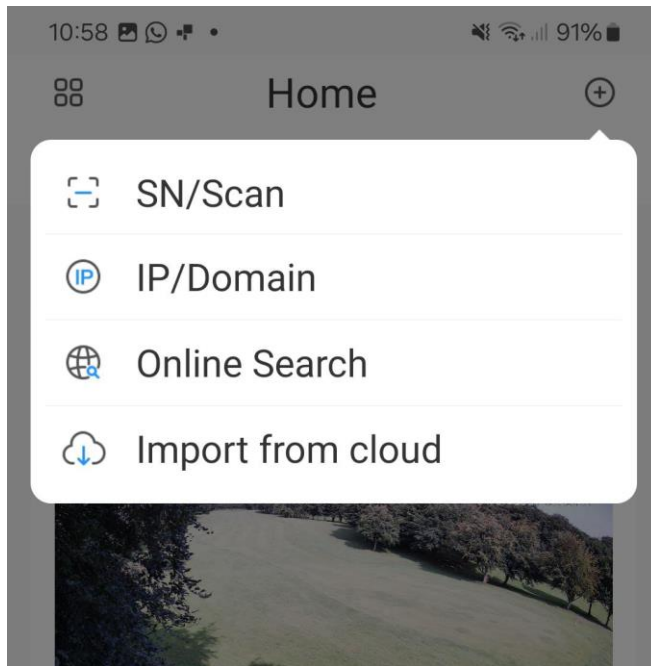
Step 1 – Go to your app store and download ‘EasyViewer Pro’ (Android device)
‘EasyViewer Plus’ (iPhone)




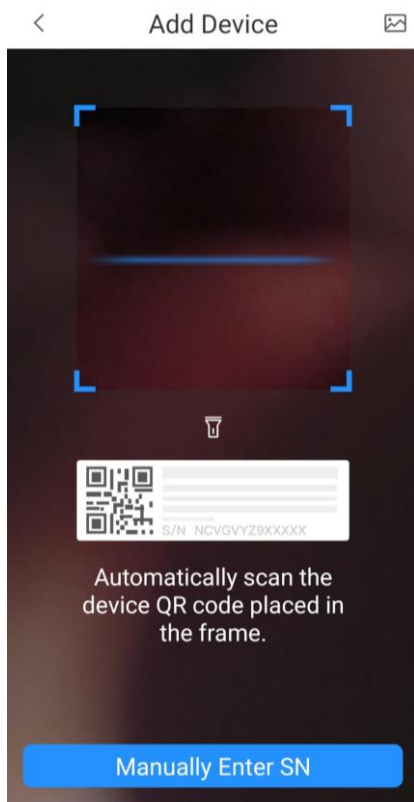
Android Remote Surveillance Software



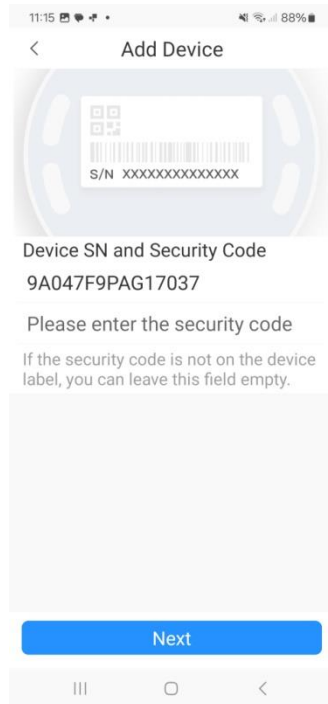
Step 2 – Pick United Kingdom when opening the app and click on the plus on the top right of the screen. Then click on the SN/Scan button



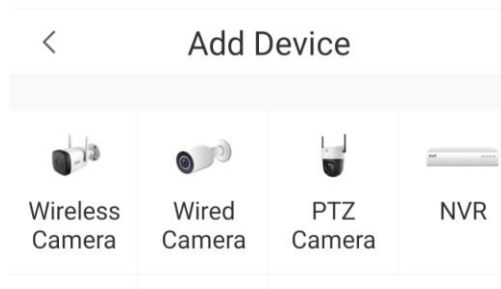
Step 3 - Scan the QR code or manually enter the SN number



Step 3a – If this screen appears click next



Step 4 – Select the Wired Camera option



Step 5 – Enter the following:

- SN: if scanned, leave as is, if not enter 9A047F9PAG17037
- Device Name - Golf Course
- Change user name to – Golfer
- Device Password - Seve1980
- When the screen looks like below hit save

<	Add Device	Save
Add Mode		P2P
SN	9A047F9PAG17037	
Device Name	Golf Course	
Username	Golfer	
Device Password	Seve1980	

That should be the camera installed and when you click on the app at the 6th teebox you will be able to see if the fairway is clear.

A big thank you to 'Easy Rider Bicycle Co Ltd' who have made this possible